NRSA Series

SMD Power Inductors For Automotive

Size 5020

FEATURES

- vdzl·ƴəǘèY нрллLJŎă

APPLICATION

-

Dimensions: [mm]

Land Pattern: [mm]

5.0±0.2

Electrical Properties:

NRS!рлнлπмwлb	мфл	5o±ĩ			
NRS!рлнлπмwнb	мфн	5o±ĩ			
NRS!рлнлπмwрb	мфр	5o±ĩ			
NRS!рлнлπнwнa	нфн	5н±ĩ			
NRS!рлнлπнwтa	нфт	5н±ĩ			
NRS!рлнлπowoa	офо	5н±ĩ			
NRS!рлнлπпwтa	пфт	5н±ĩ			
NRS!рлнлπрwсa	рфс	5н±ĩ			
NRS!рлнлπсwуa	сфу	5н±ĩ			
NRS!рлнлπуwнa	уфн	5н±ĩ			
NRS!рлнлπмллa	мл	5н±ĩ			
NRS!рлнлπмнлa	мн	5н±ĩ			
NRS!рлнлπмрлa	мр	5н±ĩ			
NRS!рлнлπмулa	му	5н±ĩ			
NRS!рлнлπннлa	нн	5н±ĩ			
NRS!рлнлπоолa	33	5н±ĩ			
NRS!рлнлπптлa	пт	5н±ĩ			

I_R ǿƛƭƭ ŎI·dzǎŜ ǘKŜ Ŏ2ƛƭ

Typical Electrical Characteristics:

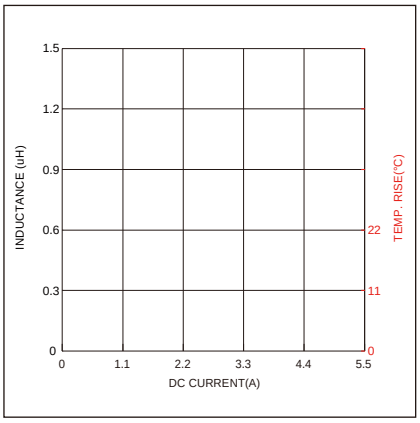

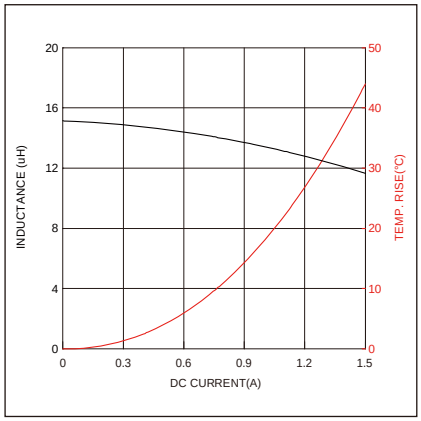

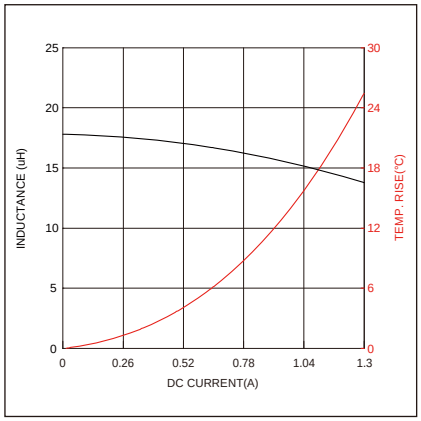

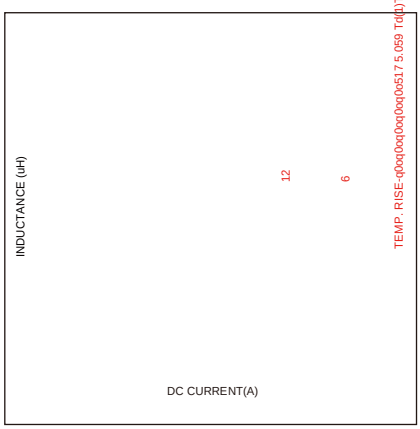





TEMP. RISE-q0oq0oq0oq0oq0o6175.059 Td(1)Tj0.517 0 Td(8)Tj0.517 0 Td(2)Tj0.517 0 Td(

Soldering Reflow:

Preheat condition: 150 ~200℃/ 60~120 sec.

Allowed time above 217℃: 60~90 sec.

Max temperature: 260℃.

Allowed Reflow time: 2x max.

Packaging Information:

Tape Dimension：

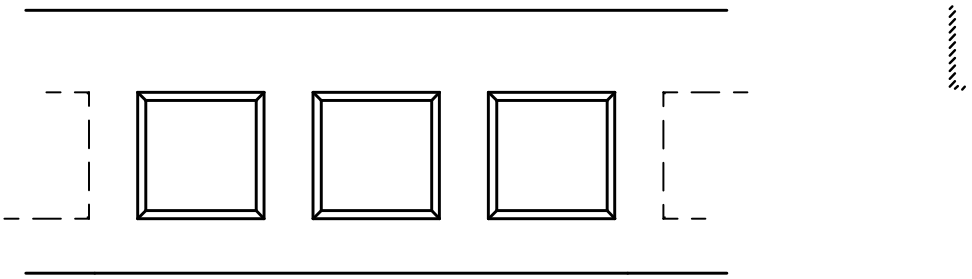

Series	A0 (mm)	B0 (mm)	D (mm)	P0 (mm)	P1 (mm)	W (mm)	K0 (mm)	E (mm)	T (mm)
NRSA5020	5.3 ± 0.1	5.3 ± 0.1	1.5 ± 0.1	4.0 ± 0.1	8.0 ± 0.1	12.0 ± 0.3	2.3 ± 0.1	1.75 ± 0.1	0.35 ± 0.05

Peel force of top cover tape:

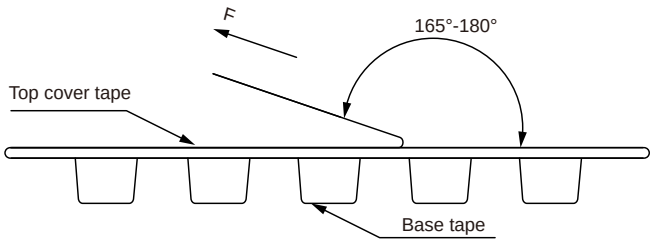

The peel force of top cover tape shall be between 0.3 to 1.17 N

Reel Dimension：[mm]

Packaging Quantity: