**BCMA Series**
Common Mode Filters For Automotive Signal Line
Size 2012

**FEATURES**

- 
- /ƻƔƔƻƴƔƻŘŜ Ŭƭters fƻƝ {ƛƎƴl·ƭ [ƛƴŜ
- 
- !9/πvнлл ljdzl·ƭƛŬŜŘ
- vdzl·ƴƏŭ́ěƔ нлллLJŎă

**APPLICATION**

- 
interfl·ŎŜă ó a hST, USB2.0, IDB-1394, etŎΦύ

Dimensions: [mm]

Land Pattern: [mm]

Electrical Properties:

# Typical Electrical Characteristics:

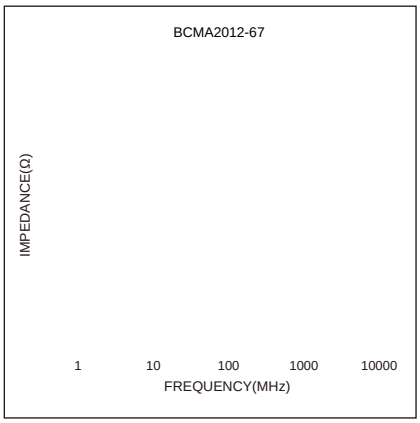

## Peel force of top cover tape:

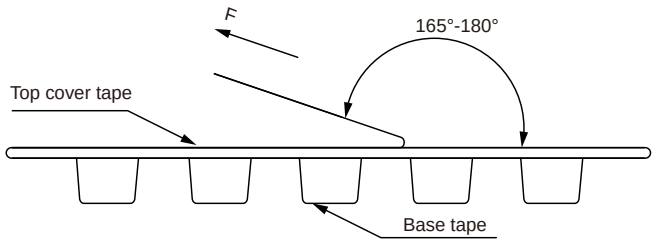


The peel force of top cover tape shall be between 0.14 to 0.78 N

## Reel Dimension：[mm]

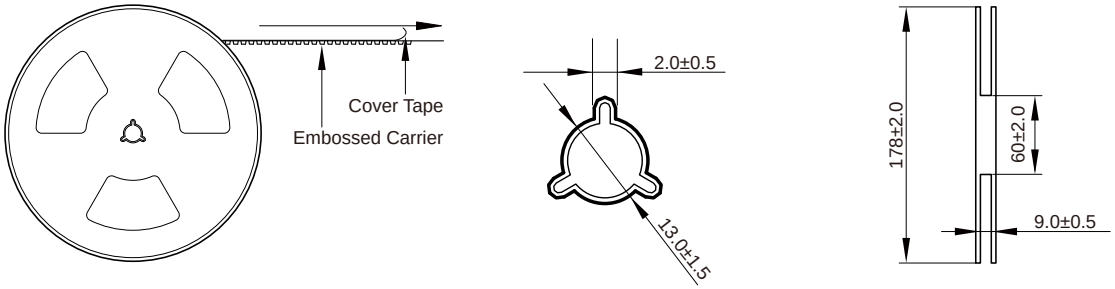


## Packaging Quantity:

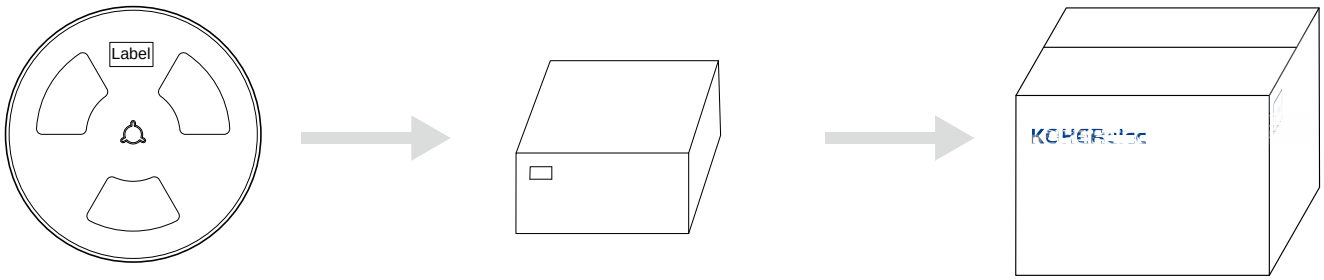


2000 Pcs/Reel

5 Reel /Inner box( 10K Pcs)

8 Inner box/Carton box(80K Pcs)

# Cautions and Warnings:

## Storage Conditions：

- The storage period is within 12 months after the completion of production. Be sure to follow the storage conditions (temperature: -5 to 35°C, humidity: 75% RH Max).If the storage period elapses, the soldering of the terminal electrodes may deteriorate.The warranty period is one year.
- Product should not be exposed to environment with high temperature, high humidity, dust, corrosive gas and etc.
- Products should be handled with care to avoid damage or contamination from perspiration and skin oils.
- Please always handle products carefully to prevent any damage caused by dropping down or inappropriate removing.

## Operation Instructions:

- Self heating (temperature increase) occurs when the power is turned ON, so the tolerance should be sufficient for the set thermal design.
- Before soldering, be sure to preheat components.The preheating temperature should be set so that the temperature difference between the solder temperature and chip temperature does not exceed 150°C.
-
-